

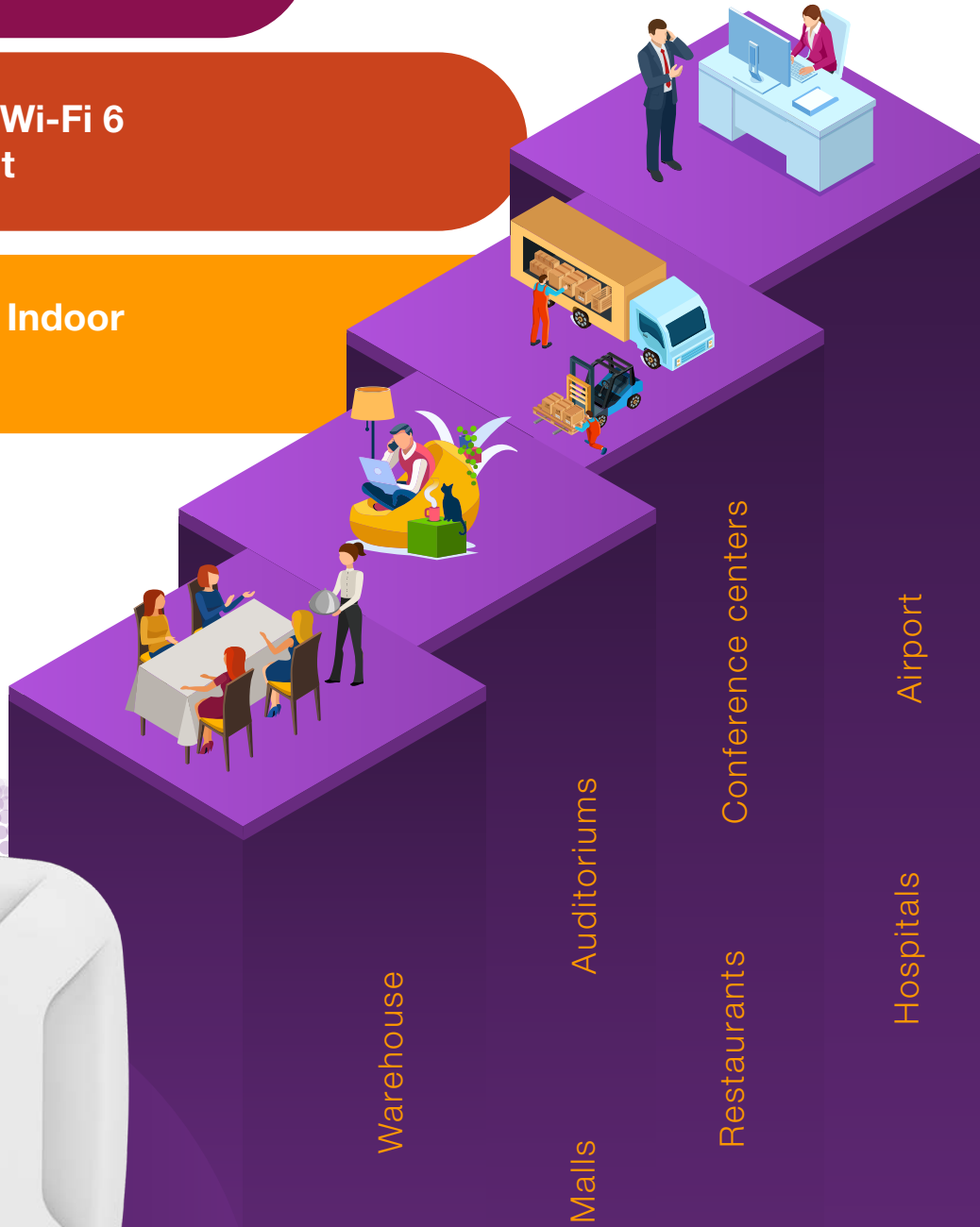
# RAY R6B-C

Cloud-managed 4x4:4 Wi-Fi 6  
(802.11ax) access point

Ultra High Density For Indoor  
Use Case



R6B-C



Warehouse

Auditoriums

Malls

Restaurants


Conference centers

Hospitals

Airport

## HIGHLIGHTS

- Wi-Fi 6 driven High-Performance
- Two radios: 2.4 GHz, 5 GHz
- Radio Chains and Streams: 4x4:4 (5 GHz), 4x4:4 (2.4GHz)
- 802.11ax up to 3.6 Gbps dual aggregate frame rate
- Multi Gigabit Ethernet port, 802.1af PoE compatible
- Dynamic Segmentation and policy-enforcement firewalls
- Zero Maintenance



SPECIFICATIONS	R6B-C
AP Type	Indoor Ultra High-Performance Access Point
MIMO	4x4 SU-MIMO 4x4 MU-MIMO
Max Aggregate frame rate	Max aggregate frame rate: Up to 3.6 Gbps › 2.4 GHz: 1147 Mbps › 5 GHz: 2402 Mbps
WAN/LAN Ports	1 x 10/100/1000/2.5G BASE-T Ethernet (RJ45) PoE 1 x 10/100/1000/2.5G BASE-T Ethernet (RJ45)
Wi-Fi 6	High-Density Indoor Use Case Ultra-High Performance

# RAY O1ME



 RAY Essential  RAY Premium

## Services

 Edge Gateway  Switch  Wi-Fi  Sase

## Products

 Orchestration  Integration  Automation

## Centralized Management

 SD-Wan  Firewall  HSIA  Multiwan

## Security driven Networking

 Linux Networking  Multiple Interfaces  Hardware

## Ray OS

 Appliance

 Virtual

## Ray One is a Next Generation Solution for the challenges of today.

Ray One powers Unified Networking and Security across Networks, endpoints, and clouds in a purpose-built cloud-delivered infrastructure that scales.

It employs concepts of convergence to consolidate multiple point products including Cloud SWG, NG CASB, FWaaS, SD-WAN and ADEM, into a single integrated service provide comprehensive cybersecurity protection for all users, devices, and applications and across all network edges. It reduces network and security complexity while increasing organizational agility and ensuring compliance, emphasizes interoperability as well as analytics, intelligence, centralized management, and automation, and integrates with a broad ecosystem of technologies and vendors.

What sets One Apart and distinguished is that it has a network wide visibility with a single pane of glass dashboard and control. Security comes in seamless with automatic firmware updates as well as automatic reporting. One has a unique feature of Self-provisioning for rapid deployment. One being cloud based consists of Cloud based RF Planning. Built-In spectrum analysis as well as Dual- Concurrent radios with band steering come in as features that set apart RF Planning with ONE.

As you will see further all features described in detail for Ray One, we would still like to highlight a couple of features that makes it Secured. One's Enterprise

security consists of 802.1X & Native Directory Integration. It comes with a Built-IN Anti-virus Scan with a real time WIPS and forensics.

Ray One powered Edge Gateways, Switches and Wireless (Wi-Fi) devices are available to deploy on any network edge.



## FEATURES

Adaption for changing business dynamics to address modern requirements funnel down to Network Architecture. Today Ray is being managed and delivered through cloud which enhances features like scalability, speed and flexibility. Enterprises with



### Advance Networking

Ray One powers the most advanced and Secure enterprise-grade networking technology available for NAT, routing, and bridging across all the Edges even empowering Hybrid workforce. It includes Advance routing, Dual Stack Support, static, OSPF, BGP, and RIP with full 802.1Q VLAN support, Multicast, QOS Enablement and Traffic Classification and control amongst others.



Ray are able to leverage powerful automated, zero touch, delivering on demand and a proactive business approach. One Features help the enterprise to make intelligent decisions that adhere business goals and objectives.

### Secure SD-WAN

Ray One powers extremely Secure & Advanced SD-WAN with top-tier features like Application Identification & Control, Application-aware traffic control, and Performance Optimization Helping you enable remote working through a secure Access Client & ZTNA. Automatically optimize routing and rerouting of traffic based on WAN Link performance (latency, jitter, loss) in real time with zero impact.



### Security

Ray One keeps the Enterprise secure even from Ransomware, Malware and even Zero Day threats through high-performance streaming deep packet inspection, next-gen IPS, web protection, DNS Filters, and app control. The powerful Enterprise policies help create Trust Zones in the Network. Ray One enables fast, coordinated detection and enforcement across the entire attack surface to counter the latest known and unknown threats in real time. The threat research is unified data sets feeding from networks, endpoints, and clouds, rich independent research, and comprehensive industry collaboration.

## FEATURES

### Cloud Architecture

Ray Always One Cloud is Microservices bring unparalleled agility, scale, resiliency. Ray makes it easy to add or remove new features by leveraging a microservices cloud architecture. New enhancements and bug fixes are delivered almost weekly without network disruption. Services scale up or down elastically when they're needed, eliminating the cost and complexity of monolithic hardware.



### WAN Suite

Ray One powered Link Bonding taps into the bandwidth of multiple WAN sources to provide a single bonded data-pipe that enables higher speed and resiliency whilst being economical, fast, and easily configurable to suit any networking environment.



### HSIA (Captive Portal)

Ray One powers 9 kinds of Captive Portal and Guest onboarding flows with advance features like WYSIWYG, Advertisement Server, Survey engine, Payment Gateway along, Multi Language support etc. The Wi-Fi Monetization makes Ray revenue centre for the enterprise. Guest Analytics helps to make data driven business decisions that help growth and revenue.

## Dimensions & Interfaces

AP Name	
R6B-C	
WI-FI	
Wi-Fi Standards	802.11 ax/ac/b/g/n
AP Type	Indoor, Wi-Fi 6 dual radio, 5 GHz 4x4 MIMO and 2.4 GHz 4x4 MIMO
MIMO	<ul style="list-style-type: none"> <li>› 4x4 SU-MIMO</li> <li>› 4x4 MU-MIMO</li> </ul>
802.11ax, 802.11ac Wave 2 and 802.11n Capabilities	<ul style="list-style-type: none"> <li>› DL-OFDMA, UL-OFDMA, TWT support, BSS Coloring</li> <li>› 4 x 4 multiple input, multiple output (MIMO) with four spatial streams</li> <li>› SU-MIMO, UL MU-MIMO** and DL MU-MIMO support</li> <li>› Maximal ratio combining (MRC) &amp; beam-forming</li> <li>› 20 and 40 MHz channels (802.11n); 20, 40, and 80 MHz channels (802.11ac Wave 2); 20, 40 and 80 MHz channels (802.11ax)</li> <li>› Up to 1024-QAM on both 2.4 GHz &amp; 5 GHz bands</li> <li>› Packet aggregation: A-MPDU, A-MSDU</li> </ul>
Radio 2.4GHz	Four spatial stream Single User (SU) MIMO for up to 1,147 Mbps wireless data rate with individual 4SS HE40 802.11ax client devices or with two 2SS HE40 802.11ax MU-MIMO capable client devices simultaneously
Radio 5GHz	Four spatial stream Single User (SU) MIMO for up to 2,402 Mbps wireless data rate with individual 4SS HE80 (or 2SS HE160) 802.11ax client devices, or with four 1SS or two 2SS HE80 802.11ax MU-MIMO capable client devices
Max aggregate frame rate	<ul style="list-style-type: none"> <li>› Max aggregate frame rate: Up to 3.6 Gbps</li> <li>› 2.4GHz: 1,147 Mbps</li> <li>› 5GHz: 2,402 Mbps</li> </ul>
Supported Data Rates (Mbps)	<ul style="list-style-type: none"> <li>› 802.11b: 1, 2, 5.5, 11</li> <li>› 802.11a/g: 6, 9, 12, 18, 24, 36, 48, 54</li> <li>› 802.11n: 6.5 to 600 (MCS0 to MCS31, HT20 to HT40), 800 with 256-QAM</li> <li>› 802.11ac: 6.5 to 1,733 (MCS0 to MCS9, NSS = 1 to 4, VHT20 to VHT160), 2,166 with 1024-QAM</li> <li>› 802.11ax (2.4GHz): 3.6 to 1,147 (MCS0 to MCS11, NSS = 1 to 4, HE20 to HE40)</li> </ul>
Supported frequency bands	<ul style="list-style-type: none"> <li>› Software enabled country-specific restrictions apply</li> <li>› 2.412-2.484 GHz</li> <li>› 5.150-5.250 GHz (UNII-1)</li> <li>› 5.250-5.350 GHz (UNII-2)</li> <li>› 5.470-5.600, 5.660-5.725 GHz (UNII-2e)</li> <li>› 5.725 -5.825 GHz (UNII-3)</li> </ul>

Supported Channels	<ul style="list-style-type: none"> <li>› Available channels dependent on configured regulatory domain</li> <li>› 2.4GHz: 1-13</li> <li>› 5GHz: 36-64, 100-144, 149-165</li> <li>› Dynamic frequency selection (DFS) optimizes the use of available RF spectrum</li> </ul>
Supported Radio Technologies	<ul style="list-style-type: none"> <li>› 802.11b: Direct-sequence spread-spectrum (DSSS)</li> <li>› 802.11a/g/n/ac: Orthogonal frequency-division multiplexing (OFDM)</li> <li>› 802.11ax: Orthogonal frequency-division multiple access (OFDMA) with up to 37 resource units (for an 80MHz channel)</li> </ul>
Supported Modulation Types	<ul style="list-style-type: none"> <li>› 802.11b: BPSK, QPSK, CCK</li> <li>› 802.11a/g/n: BPSK, QPSK, 16-QAM, 64-QAM</li> <li>› 802.11ac: BPSK, QPSK, 16-QAM, 64-QAM, 256-QAM</li> <li>› 802.11ax: BPSK, QPSK, 16-QAM, 64-QAM, 256-QAM, 1024-QAM</li> </ul>
Radio Chains and Spatial Streams	<ul style="list-style-type: none"> <li>› 4x4:4 streams SU/MU MIMO 5 GHz</li> <li>› 4x4:4 streams SU/MU MIMO 2.4 GHz</li> </ul>
Channelization/PHY Types	<ul style="list-style-type: none"> <li>› 802.11n high-throughput (HT) support: HT20/40</li> <li>› 802.11ac very high throughput (VHT) support: VHT20/40/80/160</li> <li>› 802.11ax high efficiency (HE) support: HE20/40/80/160</li> </ul>
Wireless Authentication	<ul style="list-style-type: none"> <li>› WEP, WPA, WPA2-PSK, WPA3 - Personal, WPA3 - Enterprise, WPA3 - Enhanced Open (OWE)</li> <li>› Dynamic PSK</li> <li>› EAP-TLS, EAP-TTLS, EAP-MSCHAPv2, EAP-SIM</li> <li>› IEEE 802.1X based Authentications</li> <li>› Captive Portal Based Authentications</li> </ul>
Advance Features	<ul style="list-style-type: none"> <li>› Advanced Cellular Coexistence (ACC) minimizes interference from cellular networks</li> <li>› Maximum ratio combining (MRC) for improved receiver performance</li> <li>› Cyclic delay/shift diversity (CDD/CSD) to enable the use of multiple transmit antennas</li> <li>› Short guard interval for 20-MHz, 40-MHz, and 80-MHz</li> <li>› Space-time block coding (STBC) for increased range and improved reception</li> <li>› Low-density parity check (LDPC) for high-efficiency error correction and increased throughput</li> <li>› Transmit beam-forming (TxBF) for increased signal reliability and range</li> </ul>
Beamforming	Transmit Beamforming and Maximal Ratio Combining

Band Steering	Band steering for 5 GHz clients to connect over 5 GHz Radio to provide better load balancing among 2.4 GHz and 5 GHz Radios.
Beaconing	<ul style="list-style-type: none"> <li>› Transmit Only</li> <li>› Transmit/Receive (Attached Devices)</li> <li>› Transmit/Receive (Unattached Devices)</li> </ul>
Roaming/Mobility	<ul style="list-style-type: none"> <li>› Support for IEEE 802.11r or Fast BSS Transition (FT)</li> <li>› Centralized Layer 3 roaming</li> <li>› Seamless Roaming for Captive Portal users</li> </ul>

#### RADIO RESOURCE MANAGEMENT

RF Management	Dynamic RF management to detect and mitigate interference from Wi-Fi
Wi-Fi Channel Management	Automatic Channel Selection by Intelligent Radio Resource Management (iRRM)
Wi-Fi Radio Power Management	Optimum Power management by Intelligent Radio Resource Management (iRRM)
Wi-Fi QOS	Self-healing (on detection of RF interference or loss of RF coverage).

#### ANTENNA

Antenna (Included in Box)	<ul style="list-style-type: none"> <li>› 2.4GHz omni-directional antennas with 4 dBi peak gain</li> <li>› 5GHz omni-directional antennas with 4 dBi peak gain</li> <li>› Built-In</li> </ul>
---------------------------	--

#### WIRELESS SECURITY

Wireless Security	<ul style="list-style-type: none"> <li>› Real-time WIPS/WIDS with instant alerting</li> <li>› Classify Types of Rogue AP <ul style="list-style-type: none"> <li>› WLAN-Spoofing</li> <li>› Same-Network</li> <li>› MAC-spoofing</li> </ul> </li> </ul>
-------------------	--

#### MESH

SON based Mesh	<ul style="list-style-type: none"> <li>› Self-configuring</li> <li>› Self-defending</li> <li>› Self-healing</li> <li>› Self-managing</li> </ul>
----------------	---

#### WI-FI OFFLOAD

- › Passpoint Wi-Fi (Release 2) (Hotspot 2.0) for Seamless cellular-to-Wi-Fi
- › Access Network Discovery and Selection Function (ANDSF) Integration

#### RADIO MANAGEMENT

Antenna Optimization	Maximal Ratio Combining (MRC)
Client Density Management	Client Load Balancing distribute clients to the least loaded 802.11 channel and AP
Airtime Fairness	Enhance general client performance

#### POWER

Peak Transmit Power (Tx port/chain + Combining gain)	<ul style="list-style-type: none"> <li>› Limited by local regulatory requirements</li> <li>› 2.4 GHz band: +23 dBm per chain</li> <li>› 5 GHz band: +23 dBm per chain</li> <li>› Note: conducted transmit power levels exclude antenna gain.</li> </ul>
Transmit power	Configurable in increments of 0.5 dBm
Maximum EIRP (2.4 GHz band)	<ul style="list-style-type: none"> <li>› Limited by local regulatory requirements</li> <li>› 2.4 GHz band: <ul style="list-style-type: none"> <li>› 565: 29.2 dBm EIRP</li> <li>› 567: 33 dBm EIRP</li> </ul> </li> </ul>
Maximum EIRP (5 GHz band:)	<ul style="list-style-type: none"> <li>› Limited by local regulatory requirements</li> <li>› 5 GHz band: <ul style="list-style-type: none"> <li>› 565: 31.4 dBm EIRP</li> <li>› 567: 32.7 dBm EIRP</li> </ul> </li> </ul>

#### NMS INTEGRATION

SNMP support

#### PERFORMANCE

Maximum number of associated client devices	› Up to 512 Clients per AP
Maximum number of BSSIDs	<ul style="list-style-type: none"> <li>› 16 BSSIDs per radio</li> <li>› Up to 31 per AP</li> </ul>

#### NETWORKING

IP	IPv4, IPv6, dual stack
VLAN	<ul style="list-style-type: none"> <li>› 802.1Q (1 per BSSID or dynamic per user based on RADIUS)</li> <li>› VLAN Pooling</li> <li>› Port-based</li> </ul>
802.1x	Authenticator & Supplicant
Tunnel	<ul style="list-style-type: none"> <li>› L2TP</li> <li>› GRE/EoGRE</li> <li>› Openvpn</li> <li>› L2TP/IPSEC</li> </ul>
Policy Management Tools	<ul style="list-style-type: none"> <li>› Application Recognition and Control</li> <li>› Access Control Lists</li> <li>› Device Fingerprinting</li> <li>› Rate Limiting</li> <li>› Integrated Layer 7 firewall with mobile device</li> <li>› policy management</li> <li>› Flexible guest access with device isolation</li> </ul>
Quality of Service	<ul style="list-style-type: none"> <li>› WMM Access Categories with DSCP and 802.1p support</li> <li>› QoS-based scheduling</li> <li>› Directed Multicast</li> <li>› L2/L3/L4 ACLs</li> </ul>
Modes	<ul style="list-style-type: none"> <li>› Gateway Mode</li> <li>› Bridge &amp; Firewall</li> <li>› Bridge No Firewall</li> </ul>

External Authentication	<ul style="list-style-type: none"> <li>› Authentication via Radius</li> <li>› Authentication via LDAP</li> <li>› Authentication via Single Sign-On (SSO)</li> <li>› Authentication via Active Directory (AD)</li> </ul>
Radius	<ul style="list-style-type: none"> <li>› Radius Option 82 Support</li> </ul>
Tunnel	<ul style="list-style-type: none"> <li>› L2TP</li> <li>› GRE/EoGRE</li> <li>› Openvpn</li> <li>› L2TP/IPSEC</li> <li>› PPTP</li> <li>› Wireguard/SSL</li> </ul>
L3 Features	<p>Routing Protocols:</p> <ul style="list-style-type: none"> <li>› Static unicast routes</li> <li>› Equal cost multipath routing (ECMP)</li> <li>RIP v1/v2</li> <li>› OSPF</li> <li>› BGP4+</li> <li>VRRP</li> <li>› Generic routing encapsulation (GRE)</li> <li>› Standard 802.1d Spanning Tree Protocol</li> <li>› Network Address Translation (NAT)</li> <li>› Dynamic Host Configuration Protocol (DHCP)</li> <li>› server, relay, and client</li> <li>› Access control lists (ACLs)</li> <li>› IPv4 and IPv6 Multicast</li> </ul>

#### NETWORK SECURITY

- › Integrated Layer 7 firewall with mobile device policy management
- › Flexible guest access with device isolation
- › VLAN tagging (802.1q) and tunneling with IPsec VPN
- › Secure Boot, runtime defences/image signing/integrity verification, and hardware authenticity.
- › IP filtering policies or ACL
- › Device Profiling & VLAN mapping
- › L2 Isolation, ARP Blocking
- › DDoS Detection

#### ENTERPRISE POLICY

Enterprise Policies (Applicable Per User/ Group/SSID)	<ul style="list-style-type: none"> <li>› Time Policy to Control the Access Time</li> <li>› Speed Policy to Control Upload/Download Bandwidth</li> <li>› Device Policy to control Device Type</li> <li>› Quota Policy to control Time or Volume Usage</li> <li>› Concurrency Policy to control simultaneous user login</li> <li>› Application Policy to control L7 Policy</li> <li>› Web Categorization Policy to control browsing by Category</li> <li>› DNS Filter Policy to filter DNS requests</li> </ul>
---	--

#### QUALITY OF SERVICE (QOS)

- › Advanced Power Save (U-APSD)
- › WMM Access Categories with DSCP and 802.1p support
- › Layer 7 application traffic identification, prioritization & shaping Per SSID/Group/User
- › QoS configuration for applications based on categories.
- › 802.11e WMM Support

#### GUEST CAPTIVE PORTAL

Guest Captive Portal Authentication Modes	<ul style="list-style-type: none"> <li>› Click To Login</li> <li>› Voucher</li> <li>› Username &amp; Password</li> <li>› SMS OTP</li> <li>› Email OTP</li> <li>› Custom Survey</li> <li>› Social Media</li> <li>› Advertisement</li> <li>› Payment Gateway</li> </ul>
Survey Engine	<ul style="list-style-type: none"> <li>› Create Custom Survey with the below Questions</li> <li>› Short Answer</li> <li>› Long Answer</li> <li>› Email ID</li> <li>› Phone Number</li> <li>› Star Rating</li> <li>› Smiley Rating</li> <li>› Dropdown</li> <li>› Radio Button</li> <li>› Multi Select</li> </ul>
Advertisement Engine	<ul style="list-style-type: none"> <li>› Display Picture or Video Advertisements Per Venue</li> <li>› Display Statistics, Clicks, Views, Revenue generated per Venue/Advertisement</li> </ul>
PMS Integration	Oracle Opera PMS and Fidelio Suite8 PMS (IFC Part Number 5009-313)

#### FIRMWARE

- › Flash Security Updates (No Reboot Required)
- › Cloud Managed Firmware Updates

PHYSICAL INTERFACES	
Ethernet (WAN)	<ul style="list-style-type: none"> <li>› 1x 100/1000/2.5G BASE-T Ethernet (RJ45)</li> <li>› Power over Ethernet (802.3af/at) with Category 5/5e/6 cable PD.</li> <li>› LLDP</li> <li>› Auto-sensing link speed and MDI/MDX</li> <li>› 802.3az Energy Efficient Ethernet (EEE)</li> </ul>
Ethernet (LAN)	1x 100/1000/2.5G BASE-T Ethernet (RJ45) LLDP
Reset Button	Reset to the factory default settings
Indicators	One multi-color status LED
DC Power	1x DC power connector

DIMENSIONS	
Physical Size	<ul style="list-style-type: none"> <li>› L=207</li> <li>› B=208</li> <li>› H=46.2</li> </ul>
Weight	0.8 Kg

MOUNTING	
<ul style="list-style-type: none"> <li>› Mounts to walls and Ceilings</li> <li>› All standard mounting hardware included</li> </ul>	

ENVIRONMENTAL	
Operating temperature	0°C to +50°C / +32°F to +122°F
Humidity	5%~95% non-condensing Internal
Storage Temperature	-40° C to +70° C (-40° F to +158° F)
Storage Humidity	5%~95% non-condensing Internal

POWER	
Maximum (worst-case) power consumption:	24W
Maximum (worst case) power consumption in idle mode:	6.1W

Maximum (worst case) power consumption in deep-sleep mode:	3.3W Power sources sold separately
802.3at PoE+	22W
Power over Ethernet (PoE+):	802.3at-compliant

RELIABILITY	
Mean Time Between Failure (MTBF): 75,000 hrs at +25°C operating temperature	

CONTROLLER	
Public Cloud	Ray ONE hosted on Public Cloud
Private Cloud	Ray ONE hosted on Private Cloud/Datacenter

REGULATORY COMPLIANCE	
<ul style="list-style-type: none"> <li>› CE Marked</li> <li>› For more country-specific regulatory information and approvals, please see your Ray representative.</li> </ul>	

WARRANTY	
› As per the purchased SKU	

BOX CONTENTS	
<ul style="list-style-type: none"> <li>› Standard Mounting Kit</li> <li>› Ethernet Cable</li> <li>› Quick Start Guide</li> </ul>	



# SPECIFICATIONS

2.4GHZ RECEIVE SENSITIVITY (dBm)							
HT20		HT40		VHT20		VHT40	
MCS0	MCS7	MCS0	MCS7	MCS0	MCS11	MCS0	MCS11
-92	-72dBm	-90dBm	-71dBm	-93dBm	-63dBm	-91dBm	-60dBm

5GHZ RECEIVE SENSITIVITY (dBm)					
HT20		HT40			
MCS0	MCS7	MCS0	MCS7		
-93dBm	-75dBm	-91dBm	-72dBm		
VHT20		VHT40		VHT80	
MCS0	MCS11	MCS0	MCS11	MCS0	MCS9
-93dBm	-74dBm	-91dBm	-72dBm	-88dBm	-62dBm
HE20		HE40		HE80	
MCS0	MCS11	MCS0	MCS11	MCS0	MCS11
-93dBm	-63dBm	-90dBm	-60dBm	-87dBm	-56dBm

2.4 GHZ RF Power		
MCS0	HT20	23±1dBm
MCS7	HT20	22±1dBm
MCS0	HT40	22±1dBm
MCS7	HT40	21±1dBm
MCS0	HE20	21±1dBm
MCS11	HE20	20±1dBm
MCS0	HE40	20±1dBm
MCS11	HE40	19±1dBm

5 GHZ RF Power		
MCS0	HT20	23±1dBm
MCS7	HT20	22±1dBm
MCS0	HT40	22±1dBm
MCS7	HT40	21±1dBm
MCS0	VHT20	22±1dBm
MCS9	VHT20	21±1dBm
MCS0	VHT40	22±1dBm
MCS9	VHT40	20±1dBm
MCS0	VHT80	20±1dBm
MCS9	VHT80	19±1dBm
MCS0	HE20	21±1dBm
MCS11	HE20	20±1dBm
MCS0	HE40	20±1dBm
MCS11	HE40	19±1dBm
MCS0	HE80	19±1dBm
MCS11	HE80	18±1dBm

## SUBSCRIPTIONS

ESSENTIAL	PROTECT
Cloud Subscription	Cloud Subscription
Support (8 x 5)	Support (8 x 5)
L3 Networking	L3 Networking
Advance Wireless & RRM*	Advance Wireless & RRM*
WAN Suite	WAN Suite
	Network & Web Protection
	Captive Portal
12 Months (Renewal required)	12 Months (Renewal required)
36 Months (Renewal required)	36 Months (Renewal required)
60 Months (Essential Lifetime)	60 Months (Essential Lifetime)

**\*Note: Available only for Wi-Fi enabled devices.**

## HARDWARE WARRANTY

Essential Hardware Warranty	Premium Hardware Warranty
Available for 1,3 & 5 Years	Available for 1,3 & 5 Years
Return & Replace Warranty	Advance Replacement with NBD Shipping

## SOFTWARE SUPPORT

Essential Software Support	Premium Software Support
Available for 1,3 & 5 Years	Available for 1,3 & 5 Years
Support time 8*5	Support time 24*7
Email Support	Email Support
Web Support	Web Support
Chat Support	Chat Support

For more details on warranty visit: [www.ray.life](http://www.ray.life)

## What is included in the box

1. R6B-C
2. Mount Plate
3. Screws
4. Ethernet Cable



1. R6B-C



2. Mount Plate



3. Screws



4. Ethernet Cable

## ORDERING MECHANISM

### R6B-C Hardware

SKU	Product Name	Description
RWHCC0N083	R6B-C Wi-Fi 6 Ceiling Wireless Access Point	<ul style="list-style-type: none"> <li>&gt; Wi-Fi 6 (802.11 AX) Indoor/Ceiling Wireless Access Point</li> <li>&gt; 1800 Mbps</li> <li>&gt; 4x4 MIMO</li> <li>&gt; 1 x 2.5G (WAN, PoE)</li> <li>&gt; 1 x 2.5G (LAN)</li> </ul>

### R6B-C Hardware Support

RWSSC0N260	R6B-C Essential Hardware Warranty (12 Months)	R6B-C Essential Hardware Warranty (12 Months) Return & Replace Hardware Warranty
RWSSC6N260	R6B-C Essential Hardware Warranty (36 Months)	R6B-C Essential Hardware Warranty (36 Months) Return & Replace Hardware Warranty
RWSSC8N260	R6B-C Essential Hardware Warranty (60 Months)	R6B-C Essential Hardware Warranty (60 Months) Return & Replace Hardware Warranty
RWWSC4N261	R6B-C Premium Hardware Warranty (12 Months)	R6B-C Premium Hardware Warranty (12 Months) Advance Replacement with NBD Ship
RWWSC6N261	R6B-C Premium Hardware Warranty (36 Months)	R6B-C Premium Hardware Warranty (36 Months) Advance Replacement with NBD Ship
RWWSC8N261	R6B-C Premium Hardware Warranty (60 Months)	R6B-C Premium Hardware Warranty (60 Months) Advance Replacement with NBD Ship

R6B-C Subscription Plans

RWHSC4N185	R6B-C Essential Subscription for 12 Months	<ul style="list-style-type: none"> <li>› R6B-C Essential Subscription Includes</li> <li>› Cloud Subscription</li> <li>› Support (8 x 5)</li> <li>› L3 Networking</li> <li>› RRM</li> <li>› WAN Suite</li> </ul>
RWHSC6N185	R6B-C Essential Subscription for 36 Months	
RWHSC8N185	R6B-C Essential Subscription for 60 Months	
RWHSC4N186	R6B-C Protect Subscription for 12 Months	<ul style="list-style-type: none"> <li>› R6B-C Protect Subscription Includes</li> <li>› Cloud Subscription</li> <li>› Support (8 x 5)</li> <li>› L3 Networking</li> <li>› RRM</li> <li>› WAN Suite</li> <li>› Network &amp; Web Protection</li> <li>› Captive Portal</li> </ul>
RWHSC6N186	R6B-C Protect Subscription for 36 Months	
RWHSC8N186	R6B-C Protect Subscription for 60 Months	


USE CASES



Corporate Offices



Hospitals



Hotels

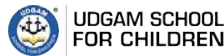


Schools



Malls

# Our Clients



Ray Pte. Ltd.  
ray.life | sales@ray.life



© Copyright 2026 Ray Pte. Ltd. All Rights reserved. Ray, Ray.life and the Ray logo are trademarks of Ray Pte. Ltd. in Singapore, India and other countries. This product is protected by Singapore and international copyright and intellectual property laws. The information contained herein is subject to change without notice. The only warranties for Ray Pte. Ltd. products and services are set forth in the express warranty statements accompanying such products and services. Nothing herein should be construed as constituting an additional warranty. Ray Pte. Ltd. shall not be liable for technical or editorial errors or omissions contained herein.

# Our Clients



Ray Pte. Ltd.  
ray.life | sales@ray.life



© Copyright 2026 Ray Pte. Ltd. All Rights reserved. Ray, Ray.life and the Ray logo are trademarks of Ray Pte. Ltd. in Singapore, India and other countries. This product is protected by Singapore and international copyright and intellectual property laws. The information contained herein is subject to change without notice. The only warranties for Ray Pte. Ltd. products and services are set forth in the express warranty statements accompanying such products and services. Nothing herein should be construed as constituting an additional warranty. Ray Pte. Ltd. shall not be liable for technical or editorial errors or omissions contained herein.