

RAY R6A-0

Cloud-managed 2x2:2 Wi-Fi 6
(802.11ax) access point

Built for demanding environments



R6A-0



Hotels

Wifi Parks

Stadium

Warehouses

Hospitals

Smart Cities

HIGHLIGHTS

- Rugged, IP67 rated sustains in extreme weather conditions
- Wi-Fi 6 driven High-Performance
- Bundled High-Power Omnidirectional Antennae & Mounting Kit.
- Four radios: 2.4 GHz, 5 GHz, dual-band
- 2-stream UL/DL MU-MIMO
- One Gigabit Ethernet port, 802.3af PoE compatible
- Dynamic Segmentation and Policy-enforcement firewalls







SPECIFICATIONS	R6A-O
AP Type	Rugged Outdoor High-Performance Access Point
MIMO	2x2 SU-MIMO 2x2 MU-MIMO
Max Aggregate frame rate	Max aggregate frame rate: Up to 1.8 Gbps › 2.4GHz: 573 Mbps › 5GHz: 1201 Mbps
WAN/LAN Ports	1 x 10/100/1000 BASE-T Ethernet (RJ45) PoE
Wi-Fi 6	General Purpose Fits most Outdoor Use Cases

RAY O1ME



 RAY Essential  RAY Premium

Services

 Edge Gateway  Switch  Wi-Fi  Sase

Products

 Orchestration  Integration  Automation

Centralized Management

 SD-Wan  Firewall  HSIA  Multiwan

Security driven Networking

 Linux Networking  Multiple Interfaces  Hardware

Ray OS

 Appliance

 Virtual

Ray One is a Next Generation Solution for the challenges of today.

Ray One powers Unified Networking and Security across Networks, endpoints, and clouds in a purpose-built cloud-delivered infrastructure that scales.

It employs concepts of convergence to consolidate multiple point products including Cloud SWG, NG CASB, FWaaS, SD-WAN and ADEM, into a single integrated service provide comprehensive cybersecurity protection for all users, devices, and applications and across all network edges. It reduces network and security complexity while increasing organizational agility and ensuring compliance, emphasizes interoperability as well as analytics, intelligence, centralized management, and automation, and integrates with a broad ecosystem of technologies and vendors.

What sets One Apart and distinguished is that it has a network wide visibility with a single pane of glass dashboard and control. Security comes in seamless with automatic firmware updates as well as automatic reporting. One has a unique feature of Self-provisioning for rapid deployment. One being cloud based consists of Cloud based RF Planning. Built-In spectrum analysis as well as Dual- Concurrent radios with band steering come in as features that set apart RF Planning with ONE.

As you will see further all features described in detail for Ray One, we would still like to highlight a couple of features that makes it Secured. One's Enterprise

security consists of 802.1X & Native Directory Integration. It comes with a Built-IN Anti-virus Scan with a real time WIPS and forensics.

Ray One powered Edge Gateways, Switches and Wireless (Wi-Fi) devices are available to deploy on any network edge.



FEATURES

Adaption for changing business dynamics to address modern requirements funnel down to Network Architecture. Today Ray is being managed and delivered through cloud which enhances features like scalability, speed and flexibility. Enterprises with



Advance Networking

Ray One powers the most advanced and Secure enterprise-grade networking technology available for NAT, routing, and bridging across all the Edges even empowering Hybrid workforce. It includes Advance routing, Dual Stack Support, static, OSPF, BGP, and RIP with full 802.1Q VLAN support, Multicast, QOS Enablement and Traffic Classification and control amongst others.



Ray are able to leverage powerful automated, zero touch, delivering on demand and a proactive business approach. One Features help the enterprise to make intelligent decisions that adhere business goals and objectives.

Secure SD-WAN

Ray One powers extremely Secure & Advanced SD-WAN with top-tier features like Application Identification & Control, Application-aware traffic control, and Performance Optimization Helping you enable remote working through a secure Access Client & ZTNA. Automatically optimize routing and rerouting of traffic based on WAN Link performance (latency, jitter, loss) in real time with zero impact.




Security

Ray One keeps the Enterprise secure even from Ransomware, Malware and even Zero Day threats through high-performance streaming deep packet inspection, next-gen IPS, web protection, DNS Filters, and app control. The powerful Enterprise policies help create Trust Zones in the Network. Ray One enables fast, coordinated detection and enforcement across the entire attack surface to counter the latest known and unknown threats in real time. The threat research is unified data sets feeding from networks, endpoints, and clouds, rich independent research, and comprehensive industry collaboration.

FEATURES

Cloud Architecture

Ray One Cloud brings unparalleled agility, scale, resiliency. Ray makes it easy to add or remove new features by leveraging a microservices cloud architecture. New enhancements and bug fixes are delivered almost weekly without network disruption. Services scale up or down elastically when they're needed, eliminating the cost and complexity of monolithic hardware.

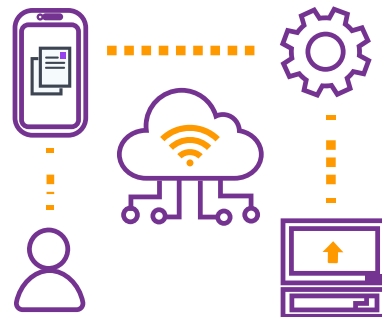


HSIA (Captive Portal)

Ray One powers 8 kinds of Captive Portal and Guest onboarding flows with advance features like WYSIWYG, Advertisement Server, Survey engine, Payment Gateway along, Multi Language support etc. The Wi-Fi Monetization makes Ray revenue centre for the enterprise. Guest Analytics helps to make data driven business decisions that help growth and revenue.

WAN Suite

Ray One powered Link Bonding taps into the bandwidth of multiple WAN sources to provide a single bonded data-pipe that enables higher speed and resiliency whilst being economical, fast, and easily configurable to suit any networking environment.



Dimensions & Interfaces

AP Name	
R6A-O	
Wi-Fi	
Wi-Fi Standards	802.11 ax/ac/b/g/n
AP Type	Outdoor Hardened, Wi-Fi 6 dual radio, 5 GHz 2x2 MIMO and 2.4 GHz 2x2 MIMO
MIMO	<ul style="list-style-type: none"> › 2x2 SU-MIMO › 2x2 MU-MIMO
802.11ax, 802.11ac Wave 2 and 802.11n Capabilities	<ul style="list-style-type: none"> › DL-OFDMA, UL-OFDMA, TWT support, BSS Coloring › 2 x 2 multiple input, multiple output (MIMO) with two spatial streams › SU-MIMO, UL MU-MIMO** and DL MU-MIMO support › Maximal ratio combining (MRC) & beamforming › 20 and 40 MHz channels (802.11n); 20, 40, and 80 MHz channels (802.11ac Wave 2); 20, 40 and 80 MHz channels (802.11ax) › Up to 1024-QAM on both 2.4 GHz & 5 GHz bands
Radio 2.4GHz	Two spatial stream Single User (SU) MIMO for up to 573 Mbps wireless data rate with individual 2SS HE40 802.11ax client devices, or with two 1SS HE40 802.11ax MU-MIMO capable client devices simultaneously
Radio 5GHz	Two spatial stream Single User (SU) MIMO for up to 1201 Mbps wireless data rate with individual 2SS HE80 802.11ax client devices, or with two 1SS HE80 802.11ax MU-MIMO capable client devices simultaneously
Max aggregate frame rate	<ul style="list-style-type: none"> › Max aggregate frame rate: Up to 1.8 Gbps › 2.4 GHz: 573 Mbps › 5 GHz: 1201 Mbps
Supported Data Rates (Mbps)	<ul style="list-style-type: none"> › 802.11b: 1, 2, 5.5, 11 › 802.11a/g: 6, 9, 12, 18, 24, 36, 48, 54 › 802.11n: 6.5 to 300 (MCS0 to MCS15, HT20 to HT40), 400 with 256-QAM › 802.11ac: 6.5 to 867 (MCS0 to MCS9, NSS = 1 to 2, VHT20 to VHT80), 1,083 with 1024-QAM › 802.11ax (2.4GHz): 3.6 to 574 (MCS0 to
Supported frequency bands	<ul style="list-style-type: none"> › Software enabled country-specific restrictions apply › 2.412-2.484 GHz › 5.150-5.250 GHz (UNII-1) › 5.250-5.350 GHz (UNII-2) › 5.470-5.600, 5.660-5.725 GHz (UNII-2e) › 5.725 -5.825 GHz (UNII-3)

Supported Channels	<p>Available channels dependent on configured regulatory domain</p> <ul style="list-style-type: none"> › 2.4GHz: 1-13 › 5GHz: 36-64, 100-144, 149-165 <p>Dynamic frequency selection (DFS) optimizes the use of available RF spectrum</p>
Supported Radio Technologies	<ul style="list-style-type: none"> › 802.11b: Direct-sequence spread-spectrum (DSSS) › 802.11a/g/n/ac: Orthogonal frequency-division multiplexing (OFDM) › 802.11ax: Orthogonal frequency-division multiple access (OFDMA) with up to 16 resource units (RU)
Supported Modulation Types	<ul style="list-style-type: none"> › 802.11b: BPSK, QPSK, CCK › 802.11a/g/n: BPSK, QPSK, 16-QAM, 64-QAM › 802.11ac: BPSK, QPSK, 16-QAM, 64-QAM, 256-QAM › 802.11ax: BPSK, QPSK, 16-QAM, 64-QAM, 256-QAM, 1024-QAM
Radio Chains and Spatial Streams	<ul style="list-style-type: none"> › 2x2:2 streams SU/MU MIMO 5GHz › 2x2:2 streams SU/MU MIMO 2.4GHz
Channelization/PHY Types	<ul style="list-style-type: none"> › 802.11n high-throughput (HT) support: HT 20/40 › 802.11ac very high throughput (VHT) support: VHT 20/40/80 › 802.11ax high efficiency (HE) support: HE20/40/80
Wireless Authentication	<ul style="list-style-type: none"> › WEP, WPA, WPA2-PSK, WPA3 - Personal, WPA3 - Enterprise, WPA3 - Enhanced Open (OWE) Dynamic PSK › EAP-TLS, EAP-TTLS, EAP-MSCHAPv2, EAP-SIM › IEEE 802.1X based Authentications › Captive Portal Based Authentications
Advance Features	<ul style="list-style-type: none"> › Advanced Cellular Coexistence (ACC) minimizes interference from cellular networks › Maximum ratio combining (MRC) for improved receiver performance › Cyclic delay/shift diversity (CDD/CSD) to enable the use of multiple transmit antennas › Short guard interval for 20-MHz, 40-MHz, and 80-MHz › Space-time block coding (STBC) for increased range and improved reception › Low-density parity check (LDPC) for high-efficiency error correction and increased throughput
Beamforming	Transmit Beamforming and Maximal Ratio Combining

Band Steering	Band steering for 5 GHz clients to connect over 5 GHz Radio to provide better load balancing among 2.4 GHz and 5 GHz Radios.
Beaconing	<ul style="list-style-type: none"> › Transmit Only › Transmit/Receive (Attached Devices) › Transmit/Receive (Unattached Devices)
Roaming/Mobility	<ul style="list-style-type: none"> › Support for IEEE 802.11r or Fast BSS Transition (FT) › Centralized Layer 3 roaming › Seamless Roaming for Captive Portal › Resolves sticky client issue for Wi-Fi 5,
MODE	
Standalone	<ul style="list-style-type: none"> › Public Cloud Managed › Private Cloud Managed

RADIO RESOURCE MANAGEMENT	
RF Management	Dynamic RF management to detect and mitigate interference from Wi-Fi there by giving optimum performance to the wireless users
Wi-Fi Channel Management	Automatic Channel Selection by Intelligent Radio Resource Management (iRRM)
Wi-Fi Radio Power Management	Optimum Power management by Intelligent Radio Resource Management (iRRM) to reduce interference and coverage hole detection
Wi-Fi QoS	Self-healing (on detection of RF interference or loss of RF coverage).

ANTENNA	
Antenna (Included in Box)	<ul style="list-style-type: none"> › 2.4 GHz omni-directional External N Type antennas with 6 dBi peak gain › 5 GHz omni-directional External N Type antennas with 6 dBi peak gain

WIRELESS SECURITY	
Wireless Security	<ul style="list-style-type: none"> › Real-time WIPS/WIDS with instant alerting › Classify Types of Rogue AP <ul style="list-style-type: none"> › WLAN-Spoofing › Same-Network › MAC-spoofing

MESH	
SON based Mesh	<ul style="list-style-type: none"> › Self-configuring › Self-defending › Self-healing › Self-managing

Wi-Fi OFFLOAD	
	<ul style="list-style-type: none"> › Passpoint Wi-Fi (Release 2) (Hotspot 2.0) for Seamless cellular-to-Wi-Fi › Access Network Discovery and Selection Function (ANDSF) Integration

RADIO MANAGEMENT	
Antenna Optimization	Maximal Ratio Combining (MRC)
Client Density Management	Client Load Balancing distribute clients to the least loaded 802.11 channel and AP
Airtime Fairness	Enhance general client performance

POWER	
Peak Transmit Power (Tx port/chain + Combining gain)	<ul style="list-style-type: none"> › Limited by local regulatory requirements › 2.4 GHz band: +23 dBm per chain, +26 dBm aggregate (2x2) › 5 GHz band: +23 dBm per chain, +26 dBm aggregate (2x2) › Note: conducted transmit power levels exclude antenna gain.
Transmit power	Configurable in increments of 0.5 dBm
Maximum EIRP (2.4 GHz band)	<ul style="list-style-type: none"> › Limited by local regulatory requirements › 2.4 GHz band: <ul style="list-style-type: none"> › 565: 29.2 dBm EIRP › 567: 33 dBm EIRP
Maximum EIRP (5 GHz band:)	<ul style="list-style-type: none"> › Limited by local regulatory requirements › 5 GHz band: <ul style="list-style-type: none"> › 565: 31.4 dBm EIRP › 567: 32.7 dBm EIRP

NMS INTEGRATION	
	SNMP support

PERFORMANCE	
Maximum number of associated client devices	› Up to 256 clients per AP
Maximum number of BSSIDs	<ul style="list-style-type: none"> › 16 BSSIDs per radio › Up to 31 per AP

NETWORKING	
IP	IPv4, IPv6, dual stack
VLAN	802.1Q (1 per BSSID or dynamic per user based on RADIUS) <ul style="list-style-type: none"> › VLAN Pooling › Port-based
802.1x	Authenticator & Supplicant
Tunnel	<ul style="list-style-type: none"> › L2TP › GRE/EoGRE › Openvpn › L2TP/IPSEC
Policy Management Tools	Application Recognition and Control <ul style="list-style-type: none"> › Access Control Lists › Device Fingerprinting › Rate Limiting › Integrated Layer 7 firewall with mobile device policy management › Flexible guest access with device isolation

Quality of Service	<ul style="list-style-type: none"> › WMM Access Categories with DSCP and 802.1p support › QoS-based scheduling › Directed Multicast › L2/L3/L4 ACLs
Modes	<ul style="list-style-type: none"> › Gateway Mode › Bridge & Firewall › Bridge No Firewall
External Authentication	<ul style="list-style-type: none"> › Authentication via Radius › Authentication via LDAP › Authentication via Single Sign-On (SSO) › Authentication via Active Directory (AD)
Radius	<ul style="list-style-type: none"> › Radius Option 82 Support
Tunnel	<ul style="list-style-type: none"> › L2TP › GRE/EoGRE › Openvpn › L2TP/IPSEC › PPTP › Wireguard/SSL
L3 Features	<p>Routing Protocols:</p> <ul style="list-style-type: none"> › Static unicast routes › Equal cost multipath routing (ECMP) RIP v1/v2 › OSPF › BGP4+ VRRP › Generic routing encapsulation (GRE) › Standard 802.1d Spanning Tree Protocol › Network Address Translation (NAT) › Dynamic Host Configuration Protocol (DHCP) › server, relay, and client › Access control lists (ACLs) › IPv4 and IPv6 Multicast

NETWORK SECURITY

- › Integrated Layer 7 firewall with mobile device policy management
- › Speed Policy to Control Upload/Download Bandwidth
- › Device Policy to control Device Type
- › Quota Policy to control Time or Volume Usage
- › Concurrency Policy to control simultaneous user login
- › Application Policy to control L7 Policy
- › Web Categorization Policy to control browsing by Category
- › DNS Filter Policy to filter DNS requests

ENTERPRISE POLICY

Enterprise Policies (Applicable Per User/ Group/SSID)	<ul style="list-style-type: none"> › Advanced Power Save (U-APSD) › WMM Access Categories with DSCP and 802.1p support › Layer 7 application traffic identification, prioritization & shaping Per SSID/Group/ User › QoS configuration for applications based on categories. › 802.11e WMM Support
--	---

QUALITY OF SERVICE (QOS)

- › Advanced Power Save (U-APSD)
- › WMM Access Categories with DSCP and 802.1p support
- › Layer 7 application traffic identification, prioritization & shaping Per SSID/Group/User
- › QoS configuration for applications based on categories.
- › 802.11e WMM Support

GUEST CAPTIVE PORTAL

Guest Captive Portal Authentication Modes	<ul style="list-style-type: none"> › Click To Login › Voucher › Username & Password › SMS OTP › Email OTP › Custom Survey › Social Media › Advertisement › Payment Gateway
Survey Engine	<ul style="list-style-type: none"> › Create Custom Survey with the below Questions › Short Answer › Long Answer › Email ID › Phone Number › Star Rating › Smiley Rating › Dropdown › Radio Button › Multi Select
Advertisement Engine	<ul style="list-style-type: none"> › Display Picture or Video Advertisements Per Venue › Display Statistics, Clicks, Views, Revenue generated per Venue/Advertisement
PMS Integration	Oracle Opera PMS and Fidelio Suite8 PMS (IFC Part Number 5009-313)

FIRMWARE

- › Flash Security Updates (No Reboot Required)
- › Cloud Managed Firmware Updates

PHYSICAL INTERFACES

Ethernet (WAN)	<ul style="list-style-type: none"> › 1x 10/100/1000 BASE-T Ethernet (RJ45) › Power over Ethernet (802.3af/at) with Category 5/5e/6 cable PD. › LLDP › Auto-sensing link speed and MDI/MDX › 802.3az Energy Efficient Ethernet (EEE)
Reset Button	Reset to the factory default settings

DIMENSIONS

Physical Size	<ul style="list-style-type: none"> › L=295 › B=231 › H=80
Weight	3.78 kg

MOUNTING

- › Mounts to walls and horizontal, vertical, and angled poles
- › All standard mounting hardware included

ENVIRONMENTAL

Operating temperature	-40° C to +55° C (-40° F to +140° F) with full solar loading
Humidity	5%~95% non-condensing Internal Rated for operation in all weather conditions
Storage Temperature	-40° C to +70° C (-40° F to +158° F)
Storage Humidity	5%~95% non-condensing Internal
Operating Altitude	3,000 m
Water and Dust	IP66/67 Environmental rating
Wind Survival	Up to 165 Mph
Shock and Vibration	ETSI 300-19-2-4

POWER

Maximum (worst-case) power consumption:	24W
Maximum (worst case) power consumption in idle mode:	6.1W
Maximum (worst case) power consumption in deep-sleep mode:	3.3W Power sources sold separately
802.3at PoE+	18.71W
Power over Ethernet (PoE+):	802.3at-compliant

SURGE PROTECTION

Common Mode Surge Protection	6KV
Differential Mode Surge Protection	2KV

RELIABILITY

Mean Time Between Failure (MTBF): 75,000 hrs at +25°C operating temperature

CONTROLLER

Public Cloud	Ray ONE hosted on Public Cloud
Private Cloud	Ray ONE hosted on Private Cloud/Data-center

REGULATORY COMPLIANCE

CE Marked
For more country-specific regulatory information and approvals, please see your Ray representative.

WARRANTY

- › As per the purchased SKU

BOX CONTENTS

- › Standard Mounting Kit
- › Ethernet Cable
- › Quick Start Guide



SPECIFICATIONS

2.4GHZ RECEIVE SENSITIVITY (dBm)

HT20		HT40		VHT20		VHT40	
MCS0	MCS7	MCS0	MCS7	MCS0	MCS11	MCS0	MCS11
-92	-72dBm	-90dBm	-71dBm	-93dBm	-63dBm	-91dBm	-60dBm

5GHZ RECEIVE SENSITIVITY (dBm)

HT20		HT40		VHT20		VHT40		VHT80	
MCS0	MCS7	MCS0	MCS7	MCS0	MCS11	MCS0	MCS11	MCS0	MCS9
-93dBm	-75dBm	-91dBm	-72dBm	-93dBm	-74dBm	-91dBm	-72dBm	-88dBm	-62dBm
MCS0	MCS11	MCS0	MCS11	MCS0	MCS11	MCS0	MCS11	MCS0	MCS11
-93dBm	-63dBm	-90dBm	-60dBm	-93dBm	-63dBm	-90dBm	-60dBm	-87dBm	-56dBm

2.4 GHZ RF Power

MCS0	HT20	23±1dBm
MCS7	HT20	22±1dBm
MCS0	HT40	22±1dBm
MCS7	HT40	21±1dBm
MCS0	HE20	21±1dBm
MCS11	HE20	20±1dBm
MCS0	HE40	20±1dBm
MCS11	HE40	19±1dBm

5 GHZ RF Power

MCS0	HT20	23±1dBm
MCS7	HT20	22±1dBm
MCS0	HT40	22±1dBm
MCS7	HT40	21±1dBm
MCS0	VHT20	22±1dBm
MCS9	VHT20	21±1dBm
MCS0	VHT40	22±1dBm
MCS9	VHT40	20±1dBm
MCS0	VHT80	20±1dBm
MCS9	VHT80	19±1dBm
MCS0	HE20	21±1dBm
MCS11	HE20	20±1dBm
MCS0	HE40	20±1dBm
MCS11	HE40	19±1dBm
MCS0	HE80	19±1dBm
MCS11	HE80	18±1dBm

SUBSCRIPTIONS

ESSENTIAL	PROTECT
Cloud Subscription	Cloud Subscription
Support (8 x 5)	Support (8 x 5)
L3 Networking	L3 Networking
Advance Wireless & RRM*	Advance Wireless & RRM*
WAN Suite	WAN Suite
	Network & Web Protection
	Captive Portal
12 Months (Renewal required)	12 Months (Renewal required)
36 Months (Renewal required)	36 Months (Renewal required)
60 Months (Essential Lifetime)	60 Months (Essential Lifetime)

*Note: Available only for Wi-Fi enabled devices.

HARDWARE WARRANTY

Essential Hardware Warranty	Premium Hardware Warranty
Available for 1,3 & 5 Years	Available for 1,3 & 5 Years
Return & Replace Warranty	Advance Replacement with NBD Shipping

SOFTWARE SUPPORT

Essential Software Support	Premium Software Support
Available for 1,3 & 5 Years	Available for 1,3 & 5 Years
Support time 8*5	Support time 24*7
Email Support	Email Support
Web Support	Web Support
Chat Support	Chat Support

For more details on warranty visit: www.ray.life

BOX CONTENT

What is included in the box

1. R6A-O
2. Waterproof Kit
3. Bracket-1
4. U-Bolt Kit-2
5. Screw Set
6. Antenna



1. R6A-O



2. Waterproof Kit



3. Bracket-1



4. U-Bolt Kit-2



5. Screw Set



6. Antenna

ORDERING MECHANISM

R6A-O Hardware

SKU	Product Name	Description
RWHCC0N085	R6A-O Wi-Fi 6 Outdoor Wireless Access Point	<ul style="list-style-type: none"> > Wi-Fi 6 (802.11ax) Outdoor Wireless Access Point > 1800 Mbps > 2x2 MIMO > 1 x 1G (WAN, PoE) > 4 x Omni Directional Antenna

R6A-O Hardware Support

RWWSC4N258	R6A-O Essential Hardware Warranty (12 Months)	R6A-O 12 Months Essential Warranty Return & Replace Hardware Warranty
RWWSC6N258	R6A-O Essential Hardware Warranty (36 Months)	R6A-O 36 Months Essential Warranty Return & Replace Hardware Warranty
RWWSC8N258	R6A-O Essential Hardware Warranty (60 Months)	R6A-O 60 Months Essential Warranty Return & Replace Hardware Warranty
RWWSC4E259	R6A-O Premium Hardware Warranty (12 Months)	R6A-O 12 Months Premium Warranty Advance Replacement with NBD Ship
RWWSC6E259	R6A-O Premium Hardware Warranty (36 Months)	R6A-O 36 Months Premium Warranty Advance Replacement with NBD Ship
RWWSC8E259	R6A-O Premium Hardware Warranty (60 Months)	R6A-O 60 Months Premium Warranty Advance Replacement with NBD Ship

R6A-O Subscription Plans

RWHSC4N200	R6A-O Essential Subscription for 12 Months includes	<ul style="list-style-type: none"> › R6A-O Essential Subscription Includes › Cloud Subscription › Support (8 x 5) › L3 Networking › RRM › WAN Suite
RWHSC6N200	R6A-O Essential Subscription for 36 Months includes	
RWHSC8N200	R6A-O Essential Subscription for 60 Months includes	
RWHSC4N201	R6A-O Protect Subscription for 12 Months includes	<ul style="list-style-type: none"> › R6A-O Protect Subscription Includes › Cloud Subscription › Support (8 x 5) › L3 Networking › RRM › WAN Suite › Network & Web Protection › Captive Portal
RWHSC6N201	R6A-O Protect Subscription for 36 Months includes	
RWHSC8N201	R6A-O Protect Subscription for 60 Months includes	

USE CASES



Manufacturing Units



Warehouse



Public Wi-Fi/Hotspots



Schools



Smart Cities

Our Clients



Ray Pte. Ltd.
ray.life | sales@ray.life



© Copyright 2026 Ray Pte. Ltd. All Rights reserved. Ray, Ray.life and the Ray logo are trademarks of Ray Pte. Ltd. in Singapore, India and other countries. This product is protected by Singapore and international copyright and intellectual property laws. The information contained herein is subject to change without notice. The only warranties for Ray Pte. Ltd. products and services are set forth in the express warranty statements accompanying such products and services. Nothing herein should be construed as constituting an additional warranty. Ray Pte. Ltd. shall not be liable for technical or editorial errors or omissions contained herein.

Our Clients



Ray Pte. Ltd.
 ray.life | sales@ray.life
 Suite #09-01, 20 Collyer Quay, Singapore 049319



© Copyright 2026 Ray Pte. Ltd. All Rights reserved. Ray, Ray.life and the Ray logo are trademarks of Ray Pte. Ltd. in Singapore, India and other countries. This product is protected by Singapore and international copyright and intellectual property laws. The information contained herein is subject to change without notice. The only warranties for Ray Pte. Ltd. products and services are set forth in the express warranty statements accompanying such products and services. Nothing herein should be construed as constituting an additional warranty. Ray Pte. Ltd. shall not be liable for technical or editorial errors or omissions contained herein.